










Appendix VI

Fire Service Installations Proposal

LEGEND

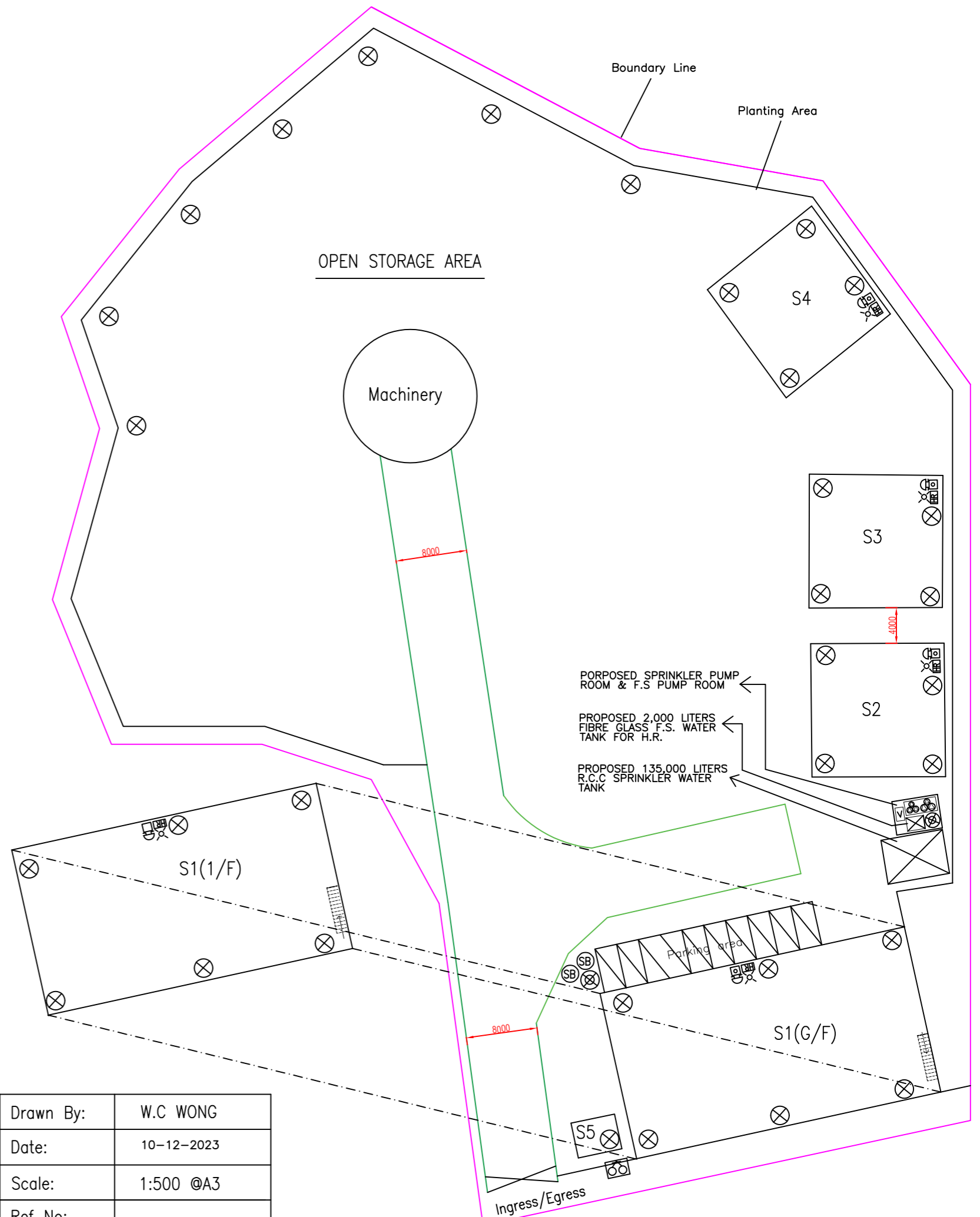
-  FLASHING LIGHT
-  FIRE ALARM BELL
-  MFA CALL POINT
-  HOSE REEL SET (30M LENGTH)
-  SPRINKLER INLET
-  SPRINKLER CONTROL VALVE GROUP
-  4KG DRY POWDER TYPE FIRE EXTINGUISHER
-  5KG CO2 GAS TYPE FIRE EXTINGUISHER
-  SAND BUCKET
-  SPRINKLER PUMP & H.R. PUMP SET
- NEW INSTALLATIONS
- BOUNDARY LINE
- DRIVEWAY LINE

NATURE OCCUPANCY:

- S1: 2 storeys structure for Office.
(Floor Area about:19m x 35m x 2=1330sq.m, Total Height about:10m)
- S2: 1 storey structure for Ancillary workshop.
(Floor Area about:15m x15m=225sq.m,Height about:10m)
- S3: 1 storey structure for Ancillary workshop.
(Floor Area about:15m x15m=225sq.m,Height about:10m)
- S4: 1 storey structure for Ancillary workshop.
(Floor Area about:15m x15m=225sq.m,Height about:10m)
- S5: 1 storey structure for Guardhouse.
(Floor Area about: 5m x4m=20sq.m,Height about:4m)

Fire Notes:

- 1.Sufficient emergency lighting shall be provided throughout the entire building in accordance with BS 5266-1:2016 , BS EN 1838:2013 and FSD Circular Letter no.4/2021.
- 2.Sufficient directional and exit sign shall be provided in accordance with BS 5266: Part 1 and FSD Circular letter 5/2008.
- 3.Sufficient portable hand-operated approved appliance shall be provided as required by occupancy and as marked on plans.
- 4.An Automatic Sprinkler System Supplied by 135 m3 Sprinkler Water Tank and Hazard Class OH 3 shall be provided to the building/structure 1, in accordance with BS EN 12845:2015 and FSD Circular Letter No.5/2020. The Sprinkler Inlet and Sprinkler Control Valve Group as marked on plans. & the sprinkler water tank,F.S water tank, sprinker pump room and F.S pump room as marked on plans too.
- 5.The storage configuration is ST1:free standing or block stacking with reference to the section 6.3.2 of B.S 12845.and storage pattern is the maximum storage heights shall not exceed 4 m & the maximum storage areas shall be 50m2 for any single block.with no less than 2.4m clearance around the block as Ordinary Hazard Group 3 in accordance with LPC BS EN 12845.(Storage Category : Category I)
- 6.A hose reel system should be supplied by 2.0m3 F.S Water tank. There shall be sufficient hose reel to ensure that every part of each building can be reached by a length of not more than 30m of hose reel tubing.The F.S water tank, F.S pump room and hose reel shall be clearly marked on plans.
- 7.Fire alarm system shall be provided throughout the entire building in accordance with BS 5839-1:2017 and FSD Circular Letter no 6/2021. One actuation point and one audio warning device to be located at each hose reel point.The actuation point should include facilities for fire pump start and audio/visual warning device initiation.
- 8.The Sprinkler Tank & F.S water supply pipe be connected to Town Main.
- 9.The Sprinkler pump (SP1,SP2,JP) & F.S Hose Reel pump(HP1,HP2,JP) shall be provided at Sprinkler pump room & F.S pump Room.
- 10.Source of secondary power supply for the proposed FSIs shall be provided.



F.S & SPRINKLER SYSTEM LAYOUT PLAN

INTERCEPT FIRE & SECURITY
TECHNICIANS LIMITED

Registered Address :

Shop 25, G/F, Man Fung Building, YLT 329,
Fung Kwan Street, Yuen Long, N.T.
Tel : 9263 7766 Fax : 2428 5932

Business Address :

8 / F, Block L, Phase 2, Wah Fung Industrial Centre,
33 - 39 Kwai Fung Street, Kwai Chung, N.T., H.K.
Tel : 2425 5404 Fax : 2428 5932

Project :

PROPOSED TEMPORARY OPEN STORAGE
OF MODULAR INTEGRATED CONSTRUCTION
COMPONENTS AND CONSTRUCTION
MATERIALS WITH ANCILLARY WORKSHOPS,
OFFICE,STAFF CAR PARK AND MACHINERY
FOR A PERIOD OF 3 YEARS AT LOT NOS
1555 S.A(PART),1555 S,B(PART),1557 RP
(PART),1558(PART) AND 1559(PART) In
D.D.107,SHA PO,YUEN LONG,N.T

TITLE :

PROPOSED FIRE SERVICE
INSTALLATION LAYOUT PLAN.

Drawn By:

W.C WONG

Date:

10-12-2023

Scale:

1:500 @A3

Ref No:

Drawing No:

2023-FS/22-01